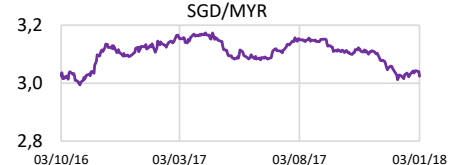
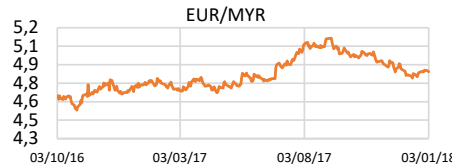
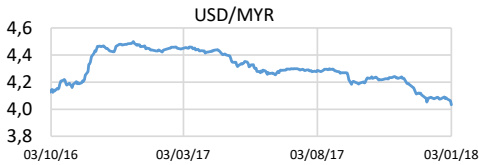


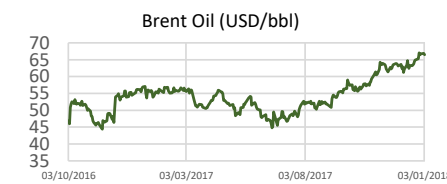
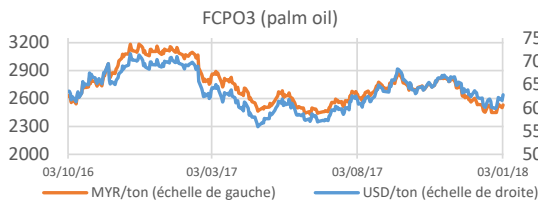
## Observatoire des principales valeurs de la place de Kuala Lumpur

mercredi 3 janvier 2018 à l'ouverture

Devises (taux BNM)	Change du jour	Var. 1 jour	Var. 7 jours	Var. 1 mois	Var. 12 mois
USD/MYR	4,03	-0,73%	-1,02%	-3,49%	-0,25%
EUR/MYR	4,84	-0,15%	+0,36%	-1,58%	+8,13%
SGD/MYR	3,02	-0,50%	-0,06%	-1,81%	+0,90%
CNY/MYR	0,62	-0,43%	+0,42%	-1,46%	+2,61%
EUR/USD	1,20	+0,58%	+1,39%	+1,39%	+8,40%

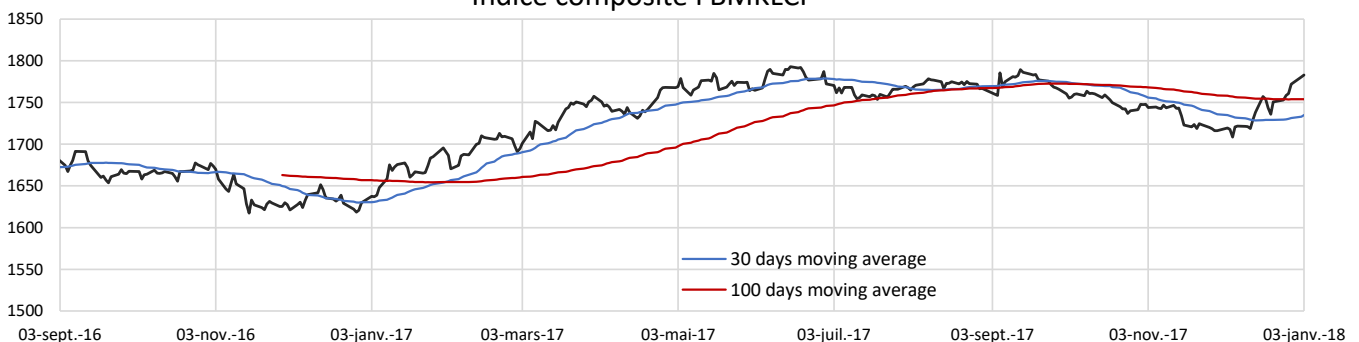


Commodities	Cours du jour	Var. 7 jours	Var. 1 mois	Var. 12 mois
FCPO 3 mois (USD/ton)	627,9	+2,4%	-4,2%	+13,3%
Rubber SMR 20 (MYR sen/kg)	581,0	+0,2%	+2,8%	+15,0%
WTI CL1 (USD/bbl)	60,4	+3,9%	+9,5%	+32,9%
LNG NG1 (USD cent/m3)	11,2	+13,9%	-0,4%	+8,5%
Brent Oil (USD / barrel)	66,5	+3,0%	+8,4%	+36,3%



Corporate Equities	Cours du jour	Var. 1 jour	Var. 7 jours	Var. 1 mois	Var. 12 mois	Market cap. (MYR)	Market cap. (USD)
Indice FBMKLCI (pts)	1783	+0,14%	+2,72%	+3,49%	+7,70%	516,1 Md	128 Md
AirAsia (Transports)	3,35	+0,60%	+1,21%	+4,69%	+30,86%	9,3 Md	2,3 Md
AXIATA (Télécommunications)	5,46	+1,11%	+2,06%	+2,82%	-1,09%	49 Md	12,1 Md
Boustead (Holding)	2,89	-0,34%	=	-2,69%	+44,50%	3 Md	0,7 Md
DRB-HICOM (Industrie)	1,83	+1,10%	+5,17%	+7,02%	+110,34%	3,5 Md	0,9 Md
Genting (Holding)	9,19	-0,86%	+4,08%	+2,00%	+14,30%	34,2 Md	8,5 Md
IOI (Palm oil, Property..)	4,53	+0,67%	+4,14%	+3,19%	+2,49%	11,1 Md	2,8 Md
Kuala Lumpur Kepong (KLK, Palm oil)	24,88	+0,81%	+1,39%	+1,47%	+8,08%	26,6 Md	6,6 Md
Lafarge Malaysia (Industrie)	6,15	+0,16%	-2,84%	-11,51%	-20,85%	5,2 Md	1,3 Md
MMC (Construction)	1,94	-2,51%	+0,52%	-2,51%	-3,96%	5,9 Md	1,5 Md
Petronas Chemicals (O&G)	7,72	-0,26%	+3,07%	+6,19%	+18,77%	61,8 Md	15,3 Md
Petronas Gas (O&G)	17,50	+0,69%	+6,97%	+2,94%	-22,22%	34,6 Md	8,6 Md
Public Bank	20,76	-0,48%	+1,37%	+1,27%	+6,90%	80,5 Md	20 Md
SapuraEnergy (O&G)	0,71	-0,70%	-4,73%	-51,38%	-50,35%	4,2 Md	1 Md
Sime Darby (Holding)	2,21	-1,34%	+7,80%	-75,39%	-70,69%	13,7 Md	3,4 Md
SP Setia (Immobilier)	3,46	+4,22%	+3,28%	+1,76%	+21,40%	9 Md	2,2 Md
Telekom Malaysia (Télécommunications)	6,20	+0,81%	+1,97%	+3,16%	-9,22%	23,3 Md	5,8 Md
Tenaga Nasional (Energie)	15,22	-1,30%	+2,15%	+2,84%	+6,58%	85,9 Md	21,3 Md
YTL (Holding)	1,35	+3,05%	+5,47%	+8,00%	-16,67%	14,1 Md	3,5 Md

### Indice composite FBMKLCI



Malaysian Gov. Securities	Cours du jour	Var. 7 jours	Var. 1 mois	Var. 12 mois
Taux à 3 ans	3,351	-0,6%	-5,0%	+11,1%
Taux à 10 ans	3,921	-1,2%	-1,5%	+6,3%