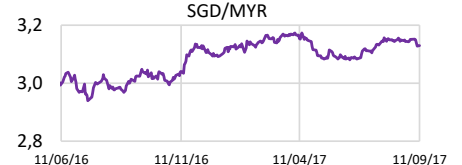
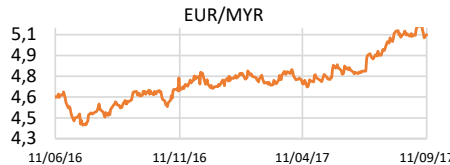
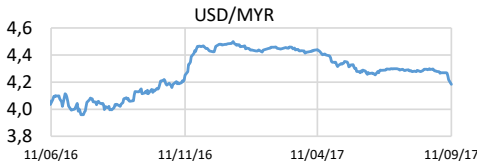


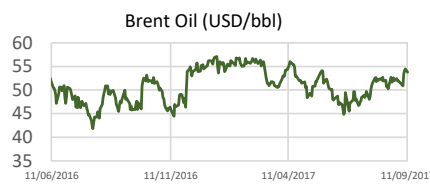
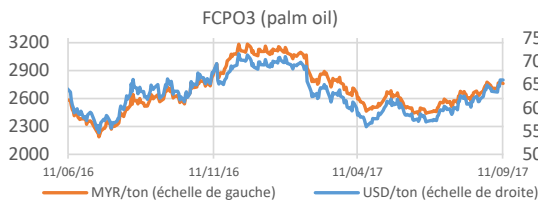
Observatoire des principales valeurs de la place de Kuala Lumpur

lundi 11 septembre 2017 à l'ouverture

Devises (taux BNM)	Change du jour	Var. 1 jour	Var. 7 jours	Var. 1 mois	Var. 12 mois
USD/MYR	4,18	-0,76%	-2,15%	-2,28%	+2,49%
EUR/MYR	5,05	+0,46%	+0,12%	+1,21%	+10,25%
SGD/MYR	3,13	+0,06%	-0,42%	-0,50%	+4,60%
CNY/MYR	0,65	+0,31%	+1,06%	+2,22%	+3,20%
EUR/USD	1,21	+1,23%	+2,32%	+2,32%	+7,57%

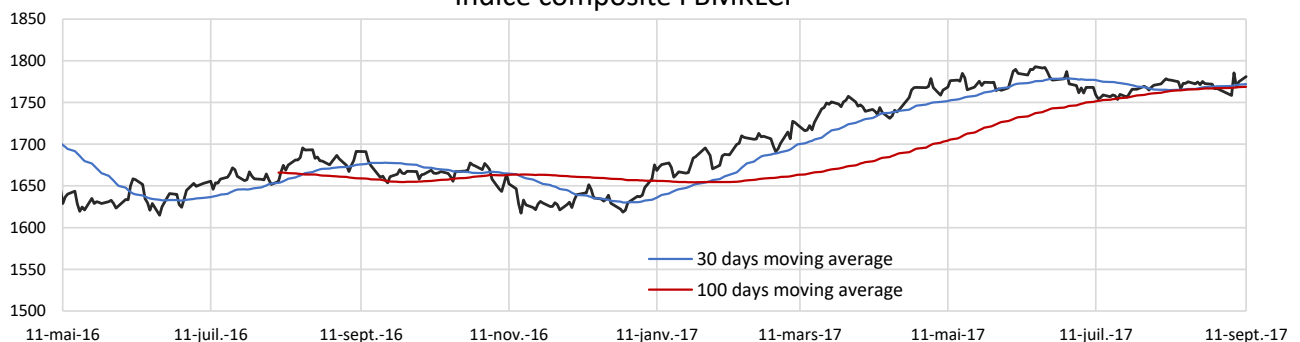


Commodities	Cours du jour	Var. 7 jours	Var. 1 mois	Var. 12 mois
FCPO 3 mois (USD/ton)	660,1	+2,6%	+7,6%	+1,5%
Rubber SMR 20 (MYR sen/kg)	686,5	+5,5%	+6,2%	+32,3%
WTI CL1 (USD/bbl)	47,5	-0,8%	-0,9%	+18,1%
LNG NG1 (USD cent/m3)	10,7	-0,1%	-1,8%	+49,3%
Brent Oil (USD / barrel)	53,8	+2,6%	+7,1%	+29,5%



Corporate Equities	Cours du jour	Var. 1 jour	Var. 7 jours	Var. 1 mois	Var. 12 mois	Market cap. (MYR)	Market cap. (USD)
Indice FBKLCI (pts)	1781	+0,34%	+0,51%	+0,85%	+4,98%	516,1 Md	123,3 B
AirAsia (Transports)	3,40	=	+3,34%	+4,29%	+91,01%	9,5 Md	2,3 B
AXIATA (Télécommunications)	5,08	+1,60%	+3,89%	+8,09%	-13,01%	45,6 Md	10,9 B
Boustead (Holding)	2,68	=	+1,90%	+0,37%	-4,76%	2,8 Md	0,7 B
DRB-HICOM (Industrie)	1,60	-0,62%	-1,23%	-5,88%	+55,34%	3,1 Md	0,7 B
Genting (Holding)	9,96	+1,12%	+2,05%	+4,40%	+13,05%	37 Md	8,8 B
IOI (Palm oil, Property..)	4,56	+0,66%	+1,11%	+1,79%	-8,62%	11,2 Md	2,7 B
Kuala Lumpur Kepong (KLK, Palm oil)	24,84	+1,80%	+2,48%	+0,49%	+1,55%	26,6 Md	6,4 B
Lafarge Malaysia (Industrie)	5,73	+1,60%	+4,95%	-0,69%	-35,83%	4,9 Md	1,2 B
MMC (Construction)	2,35	+0,43%	-0,84%	=	+28,42%	7,2 Md	1,7 B
Petronas Chemicals (O&G)	7,42	+0,41%	+3,92%	+4,95%	+9,44%	59,4 Md	14,2 B
Petronas Gas (O&G)	18,20	-1,09%	-3,70%	-4,21%	-15,82%	36 Md	8,6 B
Public Bank	20,60	-0,19%	+0,10%	+0,88%	+9,69%	79,9 Md	19,1 B
SapuraEnergy (O&G)	1,54	+4,05%	+3,36%	-1,91%	-28,37%	9,2 Md	2,2 B
SP Setia (Immobilier)	9,03	-0,11%	-1,74%	-5,64%	+15,18%	56,1 Md	13,4 B
SP Setia (Immobilier)	3,63	+1,68%	+3,71%	+11,69%	+17,10%	9,4 Md	2,2 B
Telekom Malaysia (Télécommunications)	6,35	-1,24%	-1,24%	-0,16%	-2,61%	23,9 Md	5,7 B
Tenaga Nasional (Energie)	14,56	+0,55%	+1,68%	+2,25%	+8,01%	82,2 Md	19,6 B
YTL (Holding)	1,41	=	+0,71%	-0,70%	-11,88%	14,7 Md	3,5 B

Indice composite FBKLCI



Malaysian Gov. Securities	Cours du jour	Var. 7 jours	Var. 1 mois	Var. 12 mois
Taux à 3 ans	3,303	-1,8%	-1,5%	+0,2%
Taux à 10 ans	3,841	-2,7%	-2,9%	-2,3%