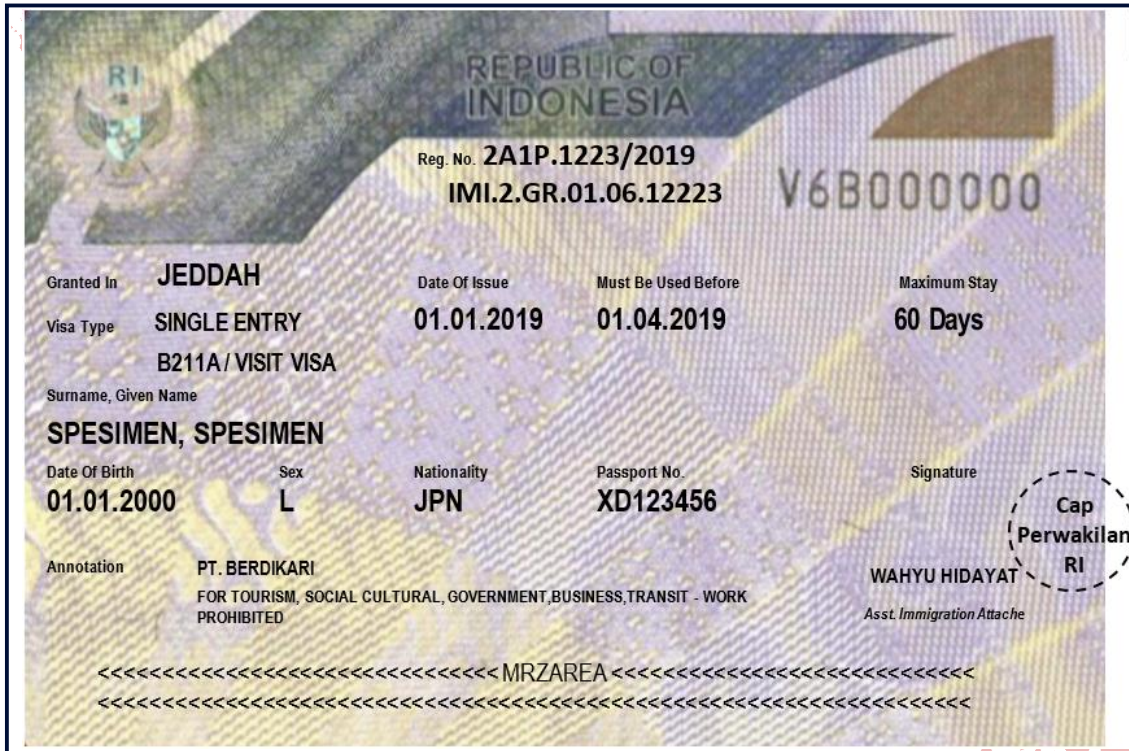


Visa & Checkpoint

Director of Immigration Traffic



Visa of The Republic of Indonesia



INDONESIA VISA STICKER

“Is a written statement given by an authorized officer at Representative Offices of the Republic of Indonesia or other places determined by the Government of the Republic of Indonesia containing an approval for a Foreign National to travel into Indonesian Territory and being as a basis for granting a Stay Permit.

Visa Issuance Authority

1

Representative Offices of the Republic of Indonesia

2

Other places determined by the Government of the Republic of Indonesia (Immigration Checkpoints (On Arrival))

Visa Classification and Designation

VISIT VISA

- Government,
- Education,
- Socio-cultural,
- Tourism,
- Business,
- Family Affairs,
- Journalism, Or
- Transit.

LIMITED STAY VISA

- Work
- Investment
- Research and Training
- Study
- Family Reunion
- Repatriation
- Retirement Tourist
- Working while Vacation

Visit visa

Without Approval

Visa on Arrival (B213)

Visa Purpose:

- Government duty,
- social,
- art and cultural,
- tourism, business,
- purchasing,
- family affairs,
- non-commercial sport,

Single (B211A)

- short course/training,
- benchmarking,
- emergency work,
- meeting, and transit.

Requires Approval

Single (B211B)

Purpose:

- B211A+Industrial Visit:**
- provide guidance, counselling and training on the application and innovation of industrial technology,
 - audit,
 - quality control, and
 - probationary work

Single (B211C)

Purpose:

- B211A+Journalism And Film Industry**

Purpose:

- Government duty,
- social,
- art and cultural,
- tourism,
- business,
- purchasing,
- family affairs,
- workshop,
- exhibition,
- meeting,
- transit. (valid for 5 years)

Multiple (D212)

Limited Stay *Visa*

C311

• Working as Expert in international organization under the United Nations

2 Years

C312

• Working

1 Year

C313

• Foreign Investment

1 Year

C314

• Foreign Investment

2 Year

C315

• Research and Training

1 Year

C316

• Study

1 Year

C317

• Family Reunion

1 Year

C318

• Repatriation

1 Year

C319

• Retirement Tourist

1 Year

C320

• Working while Vacation

1 Year

Visit *Visa on Arrival*

1

Obtained at designated Immigration checkpoints, valid for up to 30 days of stay, extendable once only.

2

Only applicable to certain countries

3

Without Approval from the Directorate General of Immigration

- **Obtained at designated Immigration checkpoints, valid for up to 30 days of stay, EXTANDABLE ONCE ONLY**
- **only applicable to certain countries**
- **applied by the sponsor/guarantor**
- **Requires Approval from the Directorate General of Immigration**

Limited Stay *Visa on Arrival*

1

Obtained at designated Immigration checkpoints, valid for up to 30 days of stay, non-extendable

2

Applied by the sponsor/guarantor

3

Requires approval from the Directorate General of Immigration

4

For the purpose of working, investing, and researching

REQUIRES APPROVAL

FROM THE DIRECTORATE GENERAL OF IMMIGRATION

General *Visa Requirement*

1

Visit Visa (citizen and non citizen)

- Passport /travel document
- Guarantee letter
- Accommodation (> 1500 USD)
- Return ticket
- Photo 4x6 (2 pieces)
- **Recommendation Letter from Indonesian Government Bodies for journalism and film Industry**
- **Re-entry permit from the resident of the applicant**

2

Limited Stay Visa (citizen)

- Passport
- Guarantee letter
- Accommodation (> 1500 USD)
- Return ticket
- Photo 4x6 (2 pieces)
- **Recommendation Letter from Indonesian government Bodies for journalism and film Industry**

How to Apply *Indonesian Visa*?

1

Option 1 (DGI)

- Visa Approval applied online by the Guarantor
- Visa Approval Fee payment (telex Fee payment)
- Visa Approval issued
- Visa Processing at the Indonesian Mission (Representative Office)
- Visa Granted at the Indonesian Mission (Representative Office)

2

Option 2 (Indonesian Mission (Representative Office))

- Visa applied by the applicant at the Indonesian Mission (Representative Office)
- Visa Fee payment
- Visa Process (refer to DGI if approval needed)
- Visa Approved
- Visa Granted

How to Apply *Indonesian Visa*?

1

Option 1 (DGI)

- Visa Approval applied online by the Guarantor
- Visa Approval Fee payment (telex Fee payment)
- Visa Approval issued
- Visa Processing at the Indonesian Mission (Representative Office)
- Visa Granted at the Indonesian Mission (Representative Office)

2

Option 2 (Indonesian Mission (Representative Office))

- Visa applied by the applicant at the Indonesian Mission (Representative Office)
- Visa Fee payment
- Visa Process (refer to DGI if approval needed)
- Visa Approved
- Visa Granted

Visa Application for Foreign Workers



Regulation of The President Of Republic of Indonesia Number 20/2018 on Recruitment of Foreign Workers

I. Indonesian Mission abroad offices
(working visa issuance Authority)

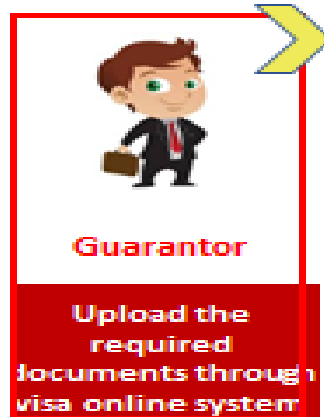
No.	Indonesian Mission abroad	No.	Indonesian Mission abroad
1	Bangkok	13	Kuala Lumpur
2	Beijing	14	Kuching
3	Berlin	15	Los Angeles
4	Davao	16	Penang
5	Den Haag	17	Seoul
6	Dili	18	Singapura
7	Guangzhou	19	Songkla
8	Hongkong	20	Sydney
9	Jeddah	21	Taipei
10	Johor Baru	22	Tokyo
11	Kota Kinabalu	23	Kuala Lumpur
12	Mumbai	24	Ho Chi Minh

I. Immigration Checkpoints:

1. Kuala Namu International Airport, Medan;
2. Batam Centre Seaport, Batam;
3. Soekarno-Hatta International Airport, DKI Jakarta;
4. I Gusti Ngurah Rai International Airport, Badung;
5. Juanda International Airport , Surabaya.



Visa Application for Investor (7 days)



5 Working Days

2 Working Days

Limited Stay Visa for INVESTOR

- Passport
- Guarantee letter
- Bank statement (> 1500 USD)
- Photo 4x6 (2 pieces)
- **Bussiness Registration Number (NIB) from Indonesian Investment coordination body (BKPM)**

Calling Visa *For Certain Countries*

Option I:
Applied by the Guarantor at DGI

Option II:
Apply at Indonesian Mission by the applicant

- Afghanistan;
 - Guinea;
 - Israel;
 - North Korea;
 - Cameroon;
 - Liberia;
 - Nigeria; dan
 - Somalia.
- Minister of Law and Human Rights' Decree Number: M.HH-02.GR.01.06 VISA Year 2018 concerning Calling Visa Countries*

Visa application pass to DGI

Guarantor Interview at DGI Office

Visa Approval Process

Visa Approval Issued

Visa granted at Indonesian Mission



Visa Exemption

1

Applies to 169 Countries

2

Entry/Exit Checkpoints

- 29 Int'l Airports
- 93 Int'l Seaports
- 8 Int'l Land Borders

EXHIBITION

GOVERNMENT

SOCIO-CULTURAL

WORKSHOP

TRANSIT

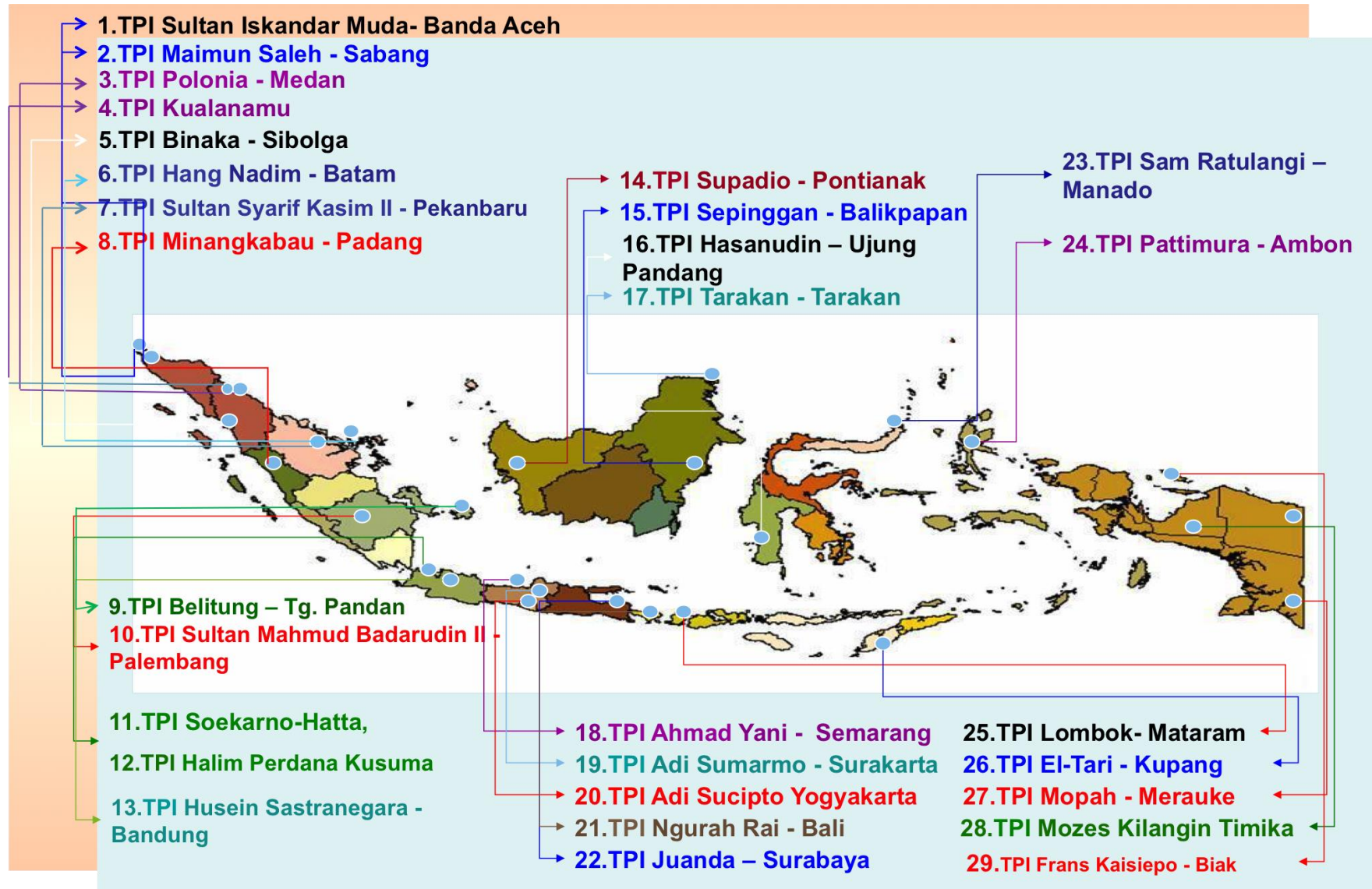
MEETING

TOURISM

Immigration Checkpoint



Immigration Checkpoint



Entry Requirements for Foreigners

**Valid Passport /
travel document**

Valid Visa

**Not in the
Alert
(Exit/Entry
Ban) list**

**Not in
the Red
Notice
list**

**Not involved in any
international crime
and transnational
organized crime**

Rejection to Enter the Indonesian Territory

Immigration Officer denies the entry of any Foreign National into Indonesian Territory in the event that the foreign national:

1. stated on the Entry Ban list;
2. does not have a legal and valid Travel Document;
3. has a false immigration document;
4. does not has a Visa, unless he/she is exempted from the obligation to has a visa;
5. provided false information in obtaining a Visa;
6. suffers from a contagious disease harmful to public health;
7. is involved in any international crime and transnational organized crime;
8. is included in the wanted for arrest list of a foreign country;
9. is involved in any insurgency against the Government of the Republic of Indonesia; or
10. is part of a network of prostitution, trafficking in person, and people smuggling activities or practices.



#terimakasih



Ditjen Imigrasi



@Ditjen_Imigrasi



www.imigrasi.go.id



@Ditjen_Imigrasi



visa@imigrasi.go.id



0821 1376 7654