



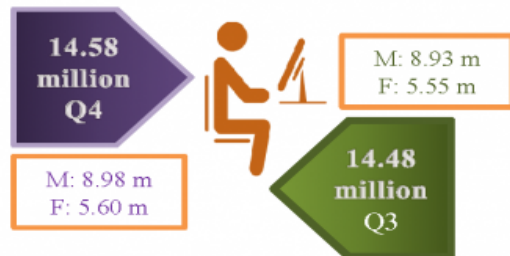
PRINCIPAL STATISTICS OF LABOUR FORCE, MALAYSIA, FOURTH QUARTER (Q4) 2017

Labour force participation rate 68.0% (Q3: 67.9%)
Unemployment rate 3.4% (Q3: 3.4%)

Among working age population (15–64 years old), **labour force** increased 0.6 per cent.




EMPLOYED PERSONS



LABOUR FORCE PARTICIPATION RATE (LFPR)

LFPR increased 0.1 percentage point to 68.0 per cent.



Note:
M: Male
F: Female

UNEMPLOYED PERSONS




UNEMPLOYMENT RATE

For three consecutive quarters, the unemployment rate remained at 3.4 per cent.



A total of 32.0% working age population were **outside labour force** due to studies, housework, retirement, disabled or not interested to work.

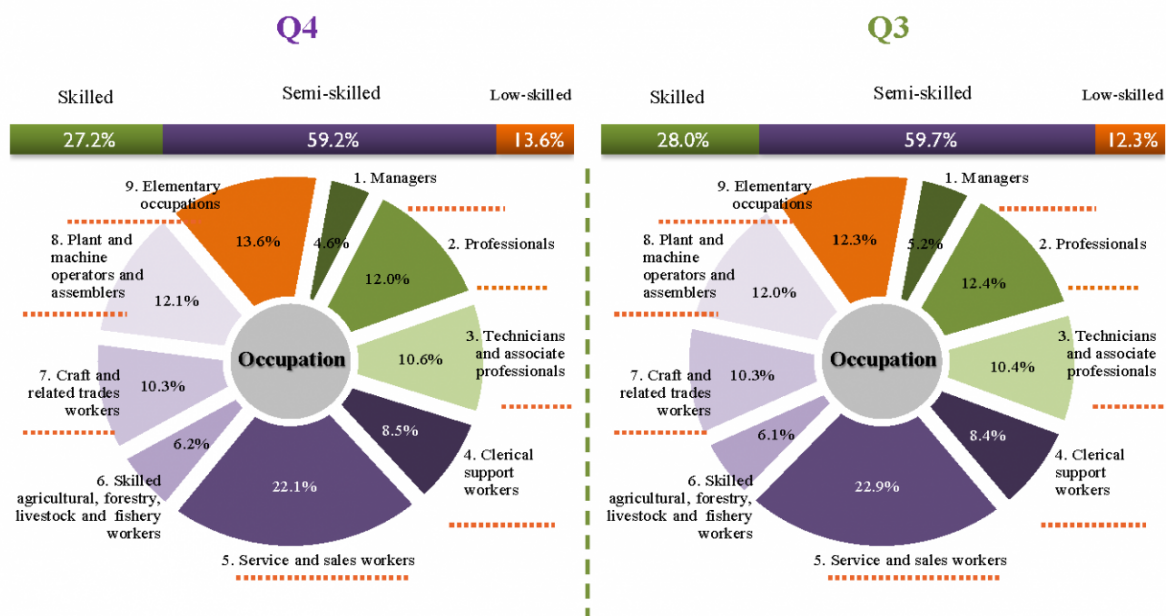


Source: Quarterly Labour Force Survey, Department of Statistics, Malaysia



PROFILE OF EMPLOYED PERSONS, MALAYSIA, FOURTH QUARTER (Q4) 2017

Nearly **one third** of employed persons were **skilled workers** in the occupation categories of Managers, Professionals, and Technicians and associate professionals.



Note:

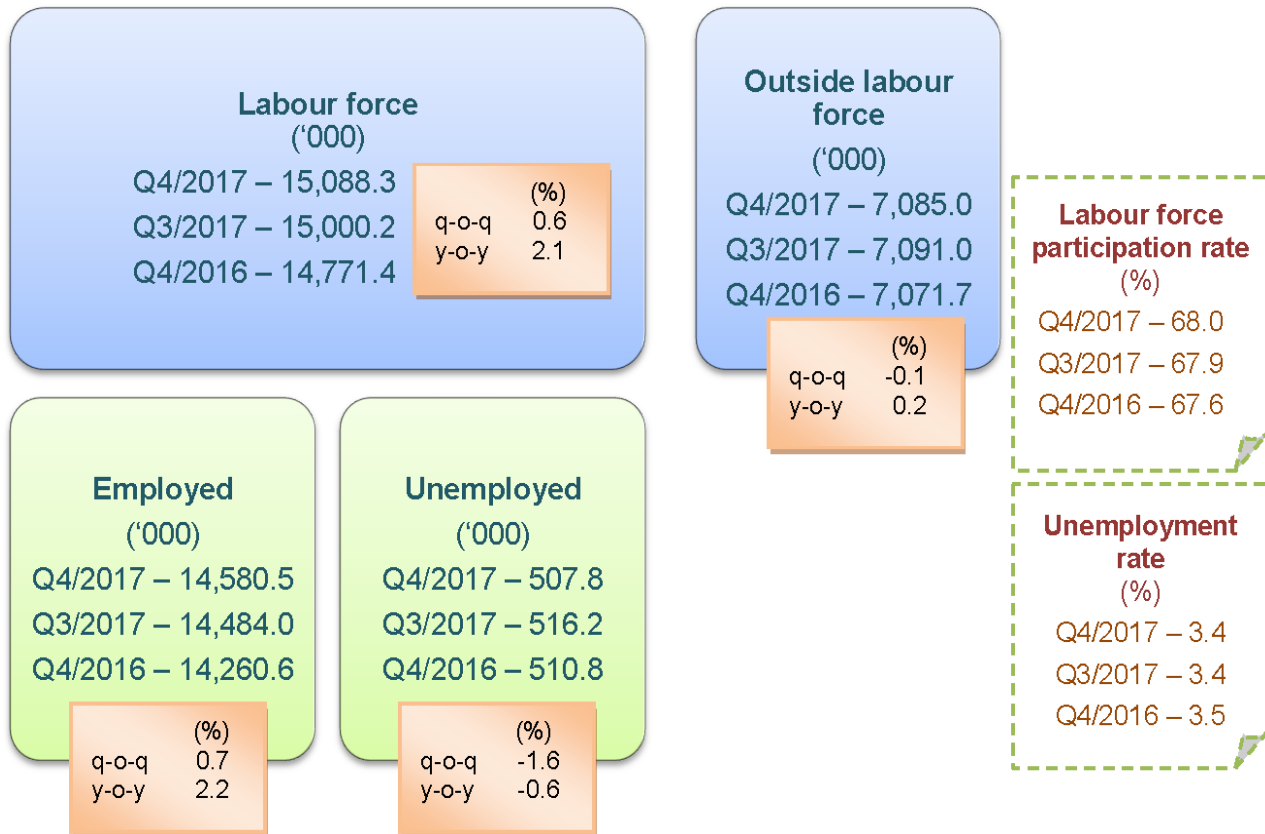
Occupation was classified according to **Malaysia Standard Classification of Occupation (MASCO) 2013**

Skilled workers – 1. Managers; 2. Professionals; 3. Technicians and associate professionals; **Semi-skilled workers** – 4. Clerical support workers; 5. Service and sales workers; 6. Skilled agricultural, forestry, livestock and fishery workers; 7. Craft and related trade workers; 8. Plant and machine operators and assemblers; **Low-skilled workers** – 9. Elementary occupations

Source: Quarterly Labour Force Survey, Department of Statistics, Malaysia

LABOUR FORCE IN MALAYSIA

Chart 1: Principal statistics of labour force, Malaysia, fourth quarter (Q4) 2016, third quarter (Q3) 2017 & fourth quarter (Q4) 2017



Note:

q-o-q quarter-on-quarter
y-o-y year-on-year

| | Q4/2016 | | Q3/2017 | | Q4/2017 | |
|---------------------------------|---------|---------|---------|---------|---------|---------|
| Indicator | Male | Female | Male | Female | Male | Female |
| Labour force | 9,109.2 | 5,662.2 | 9,242.6 | 5,757.6 | 9,278.2 | 5,810.1 |
| Employed | 8,823.0 | 5,437.6 | 8,932.3 | 5,551.7 | 8,981.7 | 5,598.8 |
| Outside labour force | 2,239.0 | 4,832.7 | 2,293.9 | 4,797.1 | 2,301.9 | 4,783.1 |
| Labour force participation rate | 80.3 | 54.0 | 80.1 | 54.6 | 80.1 | 54.8 |
| Employment to population ratio | 77.7 | 51.8 | 77.4 | 52.6 | 77.6 | 52.9 |

Labour force participation rate 68.0 per cent and unemployment rate 3.4 per cent

Labour force in Malaysia increased 0.6 per cent to 15.09 million persons in the fourth quarter 2017 as compared to 15.00 million persons in the previous quarter. The rise was contributed by the increase of 0.7 per cent or 96,500 employed persons to 14.58 million persons.

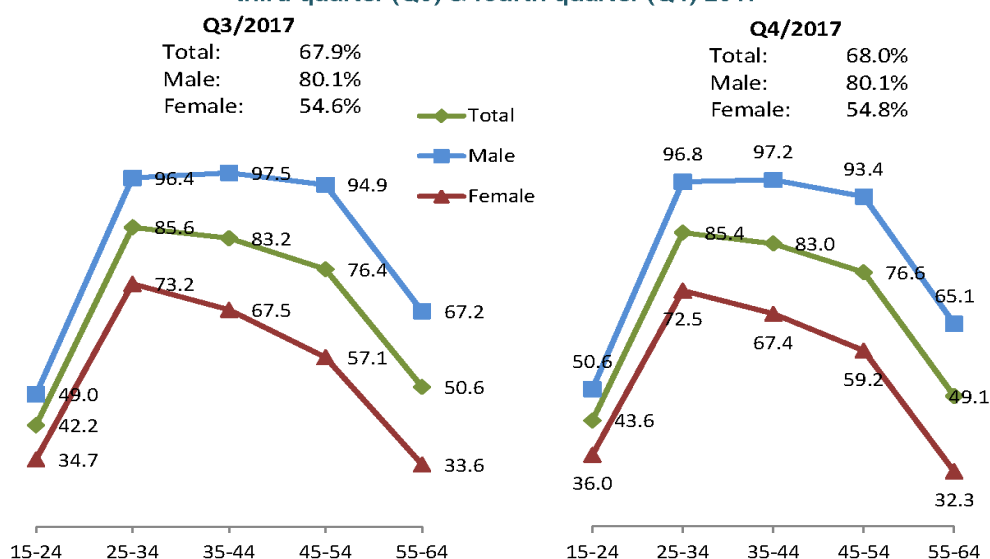
Labour force participation rate (LFPR) in the fourth quarter 2017 was 68.0 per cent, rose 0.1 percentage point as compared to the third quarter 2017. Hence, another 32.0 per cent of the working age population were outside the labour force. Meanwhile, unemployment rate remained unchanged at 3.4 per cent for three consecutive quarters.

Year-on-year, the number of persons in labour force and employed persons rose 2.1 and 2.2 per cent respectively. Meanwhile, the number of unemployed persons decreased 0.6 per cent and year-on-year unemployment rate fell 0.1 percentage point. Year-on-year performance of labour force participation rate in the labour market also improved 0.4 percentage points.

The scenario of unemployment rate below 4.0 per cent indicates that the country's economy is operating in full employment¹.

Female LFPR increased 0.2 percentage point to 54.8 per cent

Chart 2: Labour force participation rate by sex and age group, Malaysia, third quarter (Q3) & fourth quarter (Q4) 2017



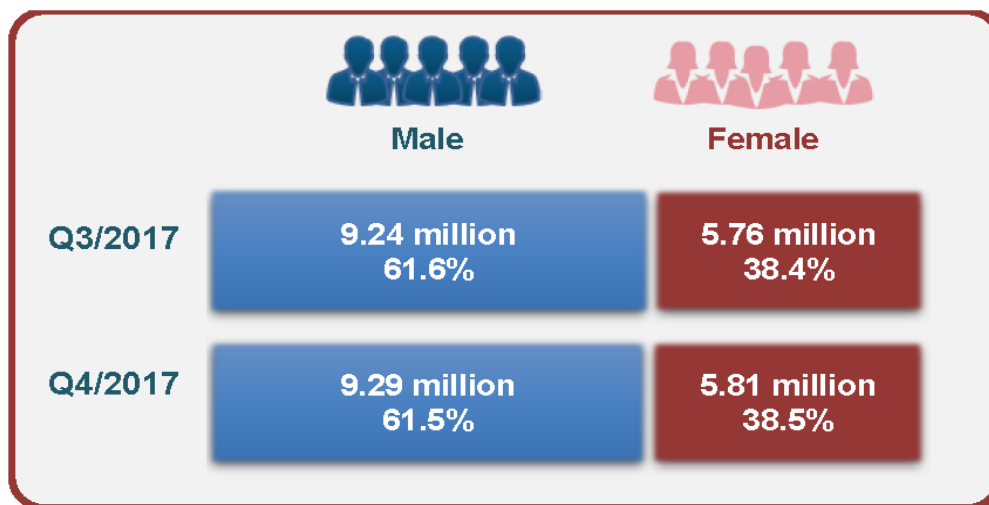
Female LFPR rose 0.2 percentage points to 54.8 per cent in the fourth quarter 2017. Female participation rate in the labour market for *prime age*² 25–34 years (72.5%), 35–44 years (67.4%) and 45–54 years (59.2%) were higher against female LFPR at the national level (54.8%). [Chart 2]

Male LFPR remained at 80.1 per cent in the fourth quarter 2017. Male participation rate in the labour market for age group 15–24 and 25–34 years recorded an increase of 1.6 and 0.4 percentage points to 50.6 and 96.8 per cent respectively. Meanwhile, the other age groups registered a decreasing trend. Overall, male LFPRs remained consistently higher than female for all age groups.

Year-on-year, the increase of labour force participation rate in Malaysia (0.4 percentage points) was contributed by the increase in female labour force participation rate at 0.8 percentage points.

Female represented 38 per cent of the labour force

**Chart 3: Labour force by sex, Malaysia, third quarter (Q3)
& fourth quarter (Q4) 2017**



In the fourth quarter 2017, there was 38.5 per cent females in the labour market, an increase of 0.1 percentage point or 52,500 persons to 5.81 million persons as compared to the last quarter.

Note:

[1] The Organisation for Economic Co-operation and Development (OECD) defines full employment as unemployment rate below 4.0 per cent.

[2] International Labour Organization (ILO) defines prime age as population aged 25–54 years.

[For more analysis](#) 

Released By:

DATO' SRI DR. MOHD UZIR MAHIDIN
CHIEF STATISTICIAN MALAYSIA
DEPARTMENT OF STATISTICS, MALAYSIA
9 February 2018

Contact person:

Ho Mei Kei
Public Relation Officer
Strategic Communication and International Division
Department of Statistics, Malaysia
Tel : +603-8885 7942
Fax : +603-8888 9248
Email : mkho[at]stats.gov.my